



Thank you very much for purchasing this product. Please read this user's manual carefully before using the product. There is a guarantee certificate at the end of this document, so please make sure to store it in a safe place.

Warning

- Make sure to use the right voltage, AC adapter, etc. by following the specifications in this document.
●When using this product, do not look directly into the LED light, or point it toward your eyes.
●Do not use this product if you find any problems with it, including any damages, faults, deformities, broken cables, etc.
●If you notice any smoke, offensive smell, abnormal heat, etc. coming from the product, turn the power off and stop using it immediately.
●Do not pull on the power adapter cable or touch the plug area with wet hands.
●Do not leave or use this product or the power adapter in places that may be subject to high temperatures, such as stoves, etc.
●Avoid using this product with wet hands, or when it is damp or covered in dirt, etc.
●This product is not waterproof. Never use this product in places with high humidity, such as bathrooms, etc. This may cause burns, electric shocks, or product faults.
●If you notice any abnormal effect on your skin, stop using this product and consult your physician.
●Look at the list below carefully, and do not use this product if any of those conditions apply to you.
●Never attempt to disassemble or reassemble, or do any type of maintenance work on this product by yourself. This may cause the product or its accessories to become damaged or faulty. Any issues caused to the product or its accessories by these actions are not covered by the product guarantee, and the company shall bear no responsibility for them.
●Avoid using this product excessively on sensitive areas of your skin.
●If you experience any pain, etc. during use, move the 3D head immediately away from your skin.
●Do not subject the product to any strong actions such as by dropping or hitting it.
●The product is fully charged within approximately 4 to 8 hours. Do not continue to charge it once it is fully charged.
●Disconnect the charger cable from the product when it is not being charged.
●Do not wash this product with water. If dirty, take a damp cloth, wring it well, and use it to clean the product gently. Do not use solvents such as benzene, thinners, etc. to clean this product.
●Any injuries, faults, damages, etc. caused to the product due to your failure to follow the important notes and warnings stated above, any incorrect use or disassembly/reassembly of the product, or any maintenance work done by yourself, are not covered by the product guarantee, and the company shall bear no responsibility for them.

(Danger)

- Acute diseases ●Febrile illnesses ●Blood pressure disorders ●Infectious diseases ●Heart diseases ●Usage of medical electronic equipment (implanted medical devices, such as pacemakers, etc.; electronic life-support equipment, such as heart-lung machines, etc.); or wearable medical electronic devices, such as wearable electrocardiogram devices, etc.)
●History of skin cancer ●Skin disorders caused by diabetes or other diseases ●Currently pregnant ●Currently breast-feeding
●Skin conditions (atopic dermatitis, skin inflammation due to overexposure to the sun, infected and inflamed acne, and sensitive skin due to allergic reactions) ●Dermatitis caused by cosmetics ●Generally not in good physical health ●Usage of long-term doses of steroid hormones drugs, etc.

(Do not apply these parts)

- Malignant tumors ●Cuts ●On bones or joints ●Areas with silicone due to plastic surgery, etc. ●Vocal cords area
●Delicate zones such as hair, around the eyes and ears, mucous membranes, etc.

Please charge for 1 hour before the first time using.

After using

- Press the power button to turn it off.
●If the product is dirty, use a damp cloth to clean it.
●Avoid storing in places with high temperatures, high humidity, or under direct sunlight, as well as places that are highly dusty or within the reach of children.

This document promises to make the following repairs based on the following conditions. If you were to encounter a fault within the time period specified below from your date of purchase, you may make a repair request on presentation of this document.

(Repair policy)

- 1. We would be happy to make repairs if a fault is encountered under normal usage based on the instructions given in this user's manual.
2. Repair requests for faults that have occurred during the product guarantee period may be made by presenting the product and this document.
3. Even if the product is still under the guarantee period, repairs would be chargeable under the following circumstances:
a. For any fault or damage caused by the incorrect use, unauthorized repair, or reassembly of the product.
b. For any fault caused after purchase during transit, transportation, or due to the product falling to the ground.
c. For any fault or damage caused by fire, earthquake, lightning, or any other natural disaster, as well as any public hazard or abnormal voltage.
d. If this document is not presented when requesting the repair.
e. If this document does not include the customer's name, date of purchase, or if this information has been rewritten over the top.
4. This document is valid in Japan only.

[Warranty]

\*Only for the main device only

No.: Name:belulu Classy
Within 1 year from your date of purchase
Your name:
Address:
Order #:
Beautiful Angel Co., Ltd.
Order date:

When purchasing by mail order, it does not matter if this document does not include the purchase date or store stamp, as customers' information and purchase histories are generally managed by the store. However, your order number will be required when making an inquiry or requesting a repair, so please make sure to make a note of your order number in a safe place. This guarantee certificate constitutes our promise to make repairs based on the conditions and the guarantee period specified in this document. Therefore, for the main device only, this guarantee certificate does not affect customers' statutory rights. Please contact us if you have any queries about repairs to be made outside of the guarantee period.

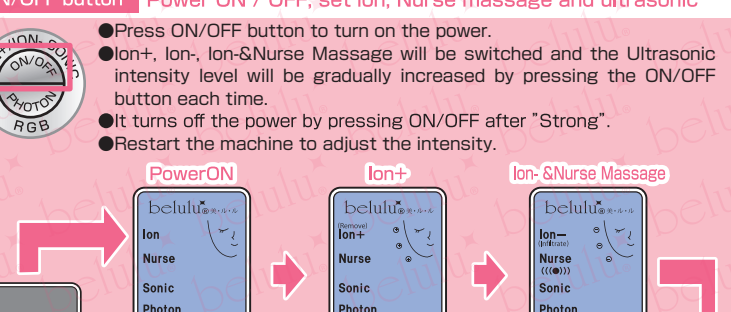
- Regardless of the number of times that the product has been used, if a repair request is made 3 months after the date of purchase, the customer shall be liable for the return postage fee.
●Outside of the guarantee period, if after diagnosis we consider that repairing the product would be feasible, you may request for such a repair to be executed subject to a repair fee.

Please feel free to contact us.

TEL:+81-45-227-5121 E-mail:shop@kireido.com

ZIP:221-0801 Add: Beautiful Angel Co.,Ltd Kentai building Kandajii 2-29-25,Kanagawa-ku Yokohama,Kanagawa Japan

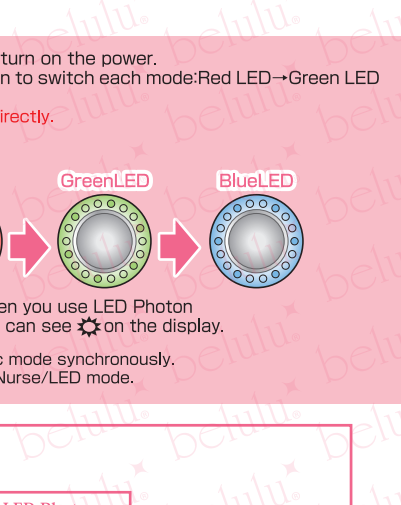
2 Specification



[Product Specification]
Charging Time:4~8hours Input:5V/0.5A
Battery type:Lithium-ion
Dimensions: 180x45x35(mm) Weight:100g
[User guide for the supplied AC adapter specification]
Power Input:100~240V 50/60Hz 0.2A Power Output:5V/1A

3 CHARGING METHOD

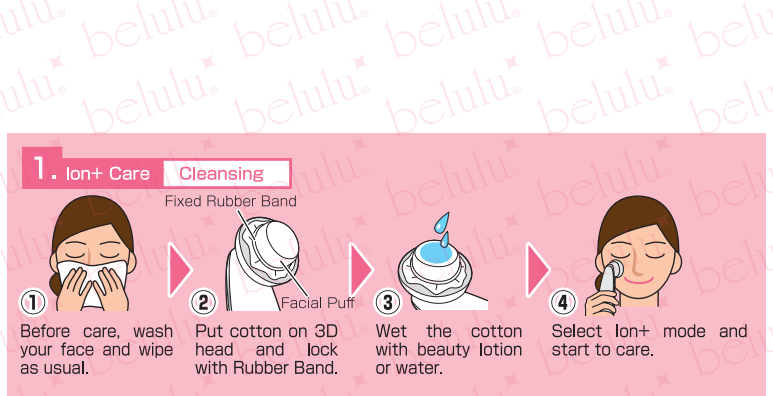
- Please charge battery at first.
●When charging, the red notification light will turn on.
※During charging the machine may become little hot, but it is normal.
●After charging, the color of the notification light will turn to green.
●In order to keep the battery well condition, even if you do not use, please charge the battery every month.
●If the operating time is short, there is a possibility that the battery life.



4 Operation Method

ON/OFF button Power ON / OFF, set Ion, Nurse massage and ultrasonic

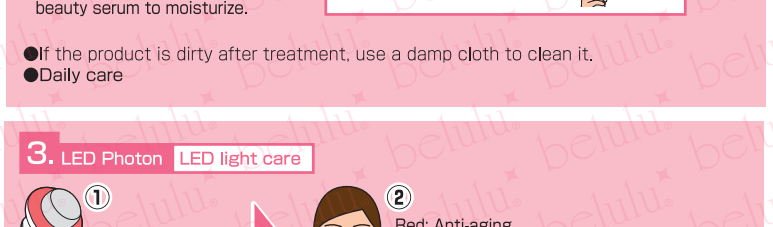
- Press ON/OFF button to turn on the power.
●Ion+, Ion-, Ion-&Nurse Massage will be switched and the Ultrasonic intensity level will be gradually increased by pressing the ON/OFF button each time.
●It turns off the power by pressing ON/OFF after "Strong".
●Restart the machine to adjust the intensity.



- Can use LED PHOTON synchronously.
●Detailed operation about PHOTON refers to the next page.

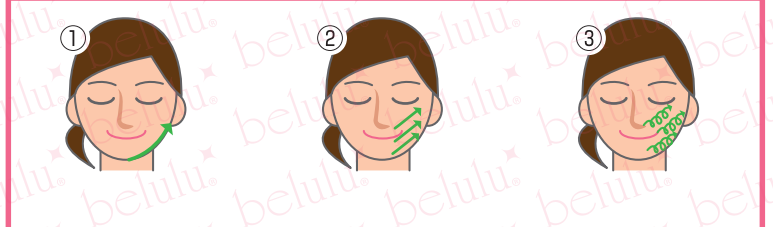
PHOTON button LED color lights

- Press ON/OFF button to turn on the power.
●Press the PHOTON button to switch each mode:Red LED→Green LED→Blue LED.
※Do not look the LED light directly.



- Can use Ion, Nurse Massage and Ultrasonic mode simultaneously.
●Press ON/OFF button to start when using Nurse/LED mode.

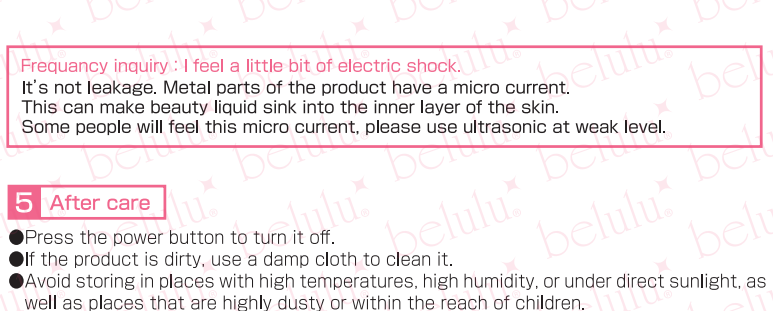
Combination



'Ion- & Nurse Massage', 'Ion- & Ultrasonic' cannot be used separately.
Timer function: Every face care mode is 10min. After 10min later it will turn off automatically.

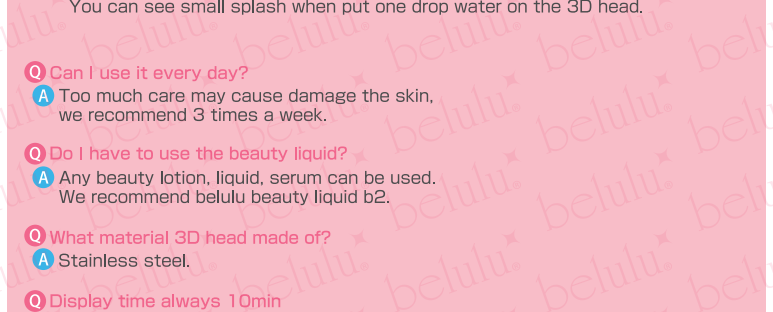
- Please do allergy test before using.
●Use all of the functions on your thin skin parts.(ex inside of the arms)
●When using this product, do not look directly into the LED light, or point it toward your eyes. Looking directly into the LED may be harmful to the eyes.
●Slide softly and slowly when massaging, do not rub your skin.
●Please take off all accessories, watches, jewelry and other metal products.
●Please be sure to grasp the side metal parts to induce the weak current.
●If you notice any abnormal effect on your skin, stop using this product and consult your physician.
●After each care please apply beauty lotion to moisturize.

1. Ion+ Care Cleansing



- If the product is dirty after treatment, use a damp cloth to clean it.
●3 times / week

2. Ion- Care Sink beauty serum into skin deeply.



- If the product is dirty after treatment, use a damp cloth to clean it.
●Daily care

3. LED Photon LED light care



- If the product is dirty after treatment, use a damp cloth to clean it.
●Daily care

How to slide left 2min right 2min Total 4 minutes



Other parts Attention



Frequency inquiry : I feel a little bit of electric shock. It's not leakage. Metal parts of the product have a micro current. This can make beauty liquid sink into the inner layer of the skin. Some people will feel this micro current, please use ultrasonic at weak level.

5 After care

- Press the power button to turn it off.
●If the product is dirty, use a damp cloth to clean it.
●Avoid storing in places with high temperatures, high humidity, or under direct sunlight, as well as places that are highly dusty or within the reach of children.
●Do not put it in the place where children can reach.

Q&A

- Q I can not feel (Sonic) vibration
A SONIC vibration frequency is about 3 million per seconds. You can see small splash when put one drop water on the 3D head.
Q Can I use it every day?
A Too much care may cause damage the skin, we recommend 3 times a week.
Q Do I have to use the beauty liquid?
A Any beauty lotion, liquid, serum can be used. We recommend belulu beauty liquid b2.
Q What material 3D head made of?
A Stainless steel.
Q Display time always 10min
A By pressing the button each time, the timer will restart. So please do not press the other button when using.
Q Weak light (display,LED)
A Maybe need charge.

If you have any questions, please contact our company.

JAPAN TEL : 045-227-5123 E-Mail : shop@kireido.com CHINA TEL : 0771-28752414 E-Mail : china@kireido.com